

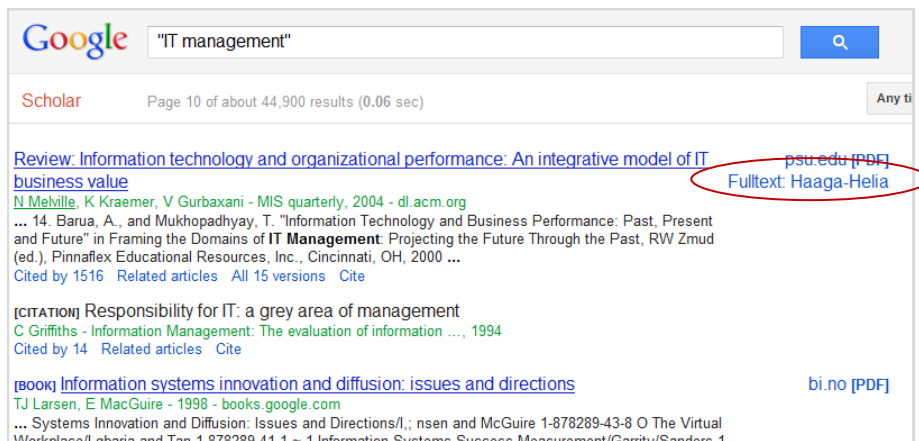
Using HAAGA-HELIA's e-resources on Google Scholar

I. Google Scholar on HAAGA-HELIA's network


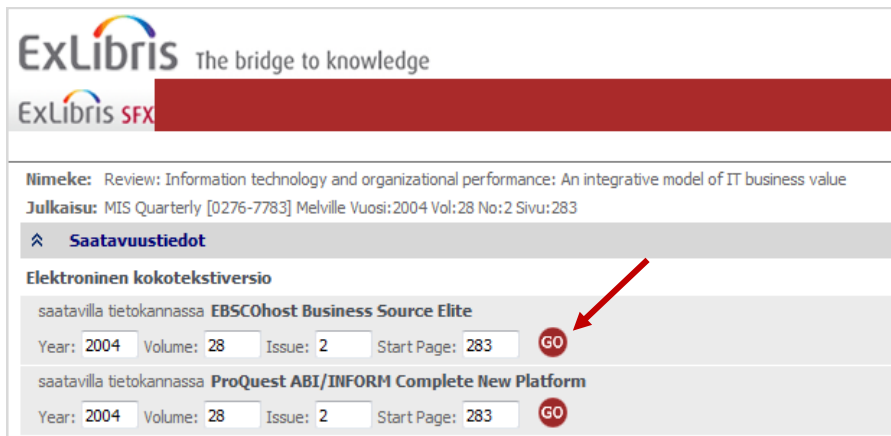
When you use [Google Scholar](#) on campus computers, there is a direct link from the search results to the electronic full text document, whenever the document is available through the HAAGA-HELIA library. The search result has a link **Fulltext: Haaga-Helia** (see below).

For instructions on using Google Scholar on your home computer, see section II.

1. Do the search you want and click the link **Fulltext: Haaga-Helia**.



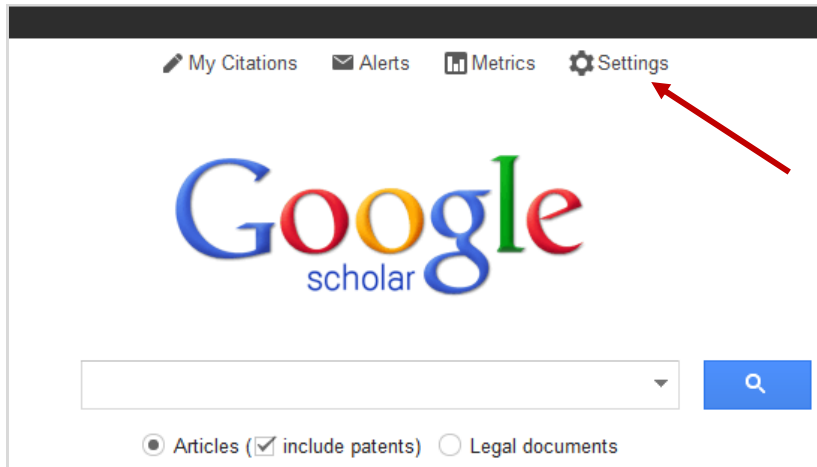
2. Click the **Go** button to access the full text document.



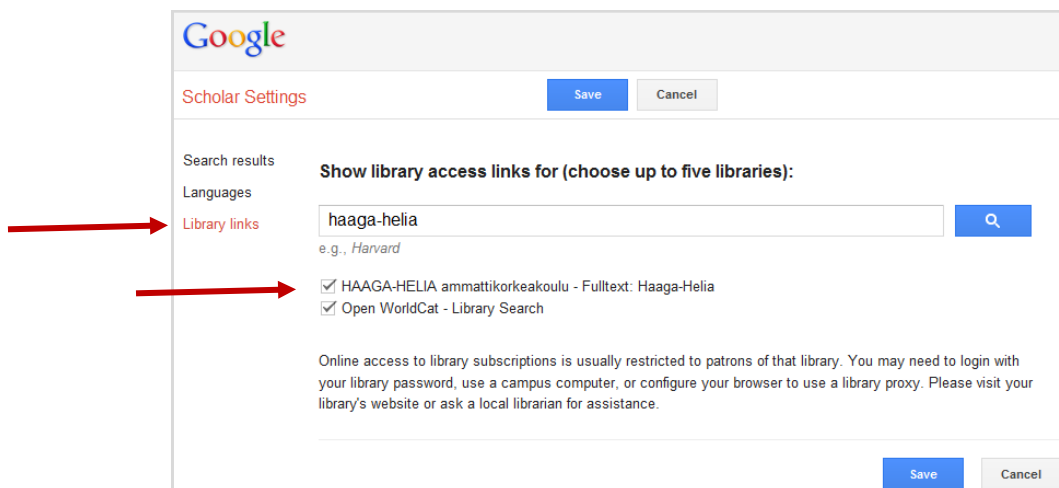
II. Using Google Scholar on your home computer

When you use [Google Scholar](#) e.g. on your home computer, you need to create the link to HAAGA-HELIA's library.

1. Open **Settings**:



2. Select **"Library links"**, write "HAAGA-HELIA" ja click the search button.
3. Check the box **"HAAGA-HELIA ammattikorkeakoulu"** and save.



4. Now you can do your search, as instructed on the previous page, sections 1-2.
5. Next, give your HAAGA-HELIA network username and password. After this, you have access to the full text document.

